

SearchLight™ Spectral Plotting & Analysis Tool

Product Data Sheet

The Premier Modeling Resource for Fluorescence Microscopists and Optical System Designers

SearchLight is a free, online spectral plotting and analysis tool that allows fluorescence microscope users and optical instrument designers to model & evaluate the spectral performance of fluorophores, filter sets, light sources, and detectors as components of an overall system. Its intuitive user interface makes it easy to manipulate spectral component specifications and plot spectral results. The System Calculator allows the user to quantify system metrics including signal, SNR, and bleed through; as well as to compare various system configurations against each other.

Any number of spectra may be plotted simultaneously, and an entire graphing session sent to colleagues for collaboration using the "Share" feature. SearchLight sessions can also be saved into your personal account for future use.

SearchLight contains an extensive library of over 800+ fluorophores, 150+ light sources, more than a dozen detectors, and Semrock's entire library of filters and filter sets. "MyData" allows you to upload your own custom datasets for any components not currently included as a selection choice.

For additional details visit: searchlight.idex-hs.com

Visit searchlight.idex-hs.com/help for video tutorials and other helpful hints.

800+
FLUOROPHORES

SAVE
SHARE
EXPORT

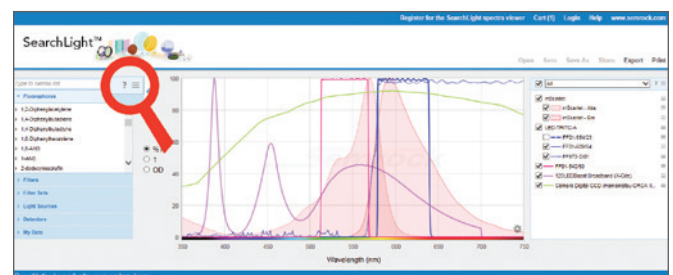


Access SearchLight at: <https://searchlight.idex-hs.com/>
The SearchLight App is also available for iOS and Android platforms. Additional details on back page.

- › Evaluate and optimize your system configurations
- › Find compatible exciters, emitters, dichroics or filter sets
- › Save/Share/Export your results for better collaboration
- › Take advantage of the regularly updated databases
- › Save time in the lab and make every photon count with Searchlight!

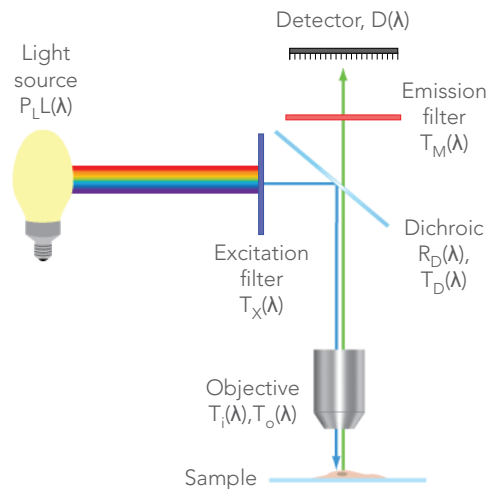
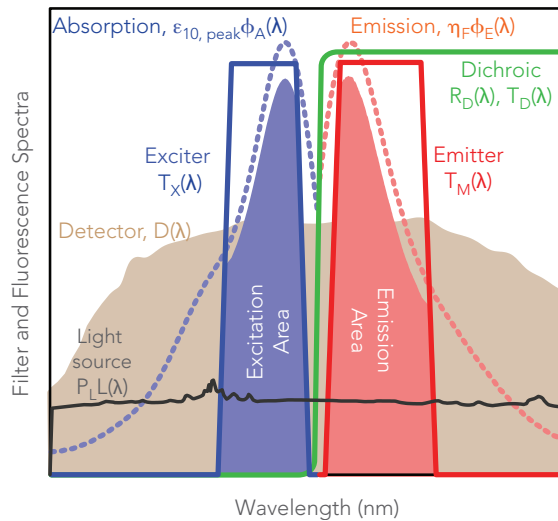
Intelligent User Experience

- › Find compatible products for a selected fluorophore
- › Narrow list of potential exciters, emitters, dichroics or filter sets



Compare System Calculator

SearchLight Compare System Calculator feature quantitatively computes the fluorescence signal, noise, and signal-to-noise ratio for unlimited combinations of filter sets, fluorophores, light sources, and detectors. Calculations are based on a straightforward mathematical framework, which is described in detail in the white paper Spectral Modeling in Fluorescence Microscopy. www.semrock.com/white-papers.aspx



SearchLight Calculator takes into account all the spectral components of a typical epifluorescence microscope configuration. See Spectral Modeling in Fluorescence Microscopy, white paper for additional details.